ROOFSUPPORT
BY CONDUCT

Designed to protect



CABLE TRAY

CONDUCT
TECHNICAL SOLUTIONS

RoofSupport cable tray

RoofSupport cable tray is a reliable and versatile solution for safe and efficient cable routing in a wide range of applications. Thanks to its well-thought-out design, installation is quick and easy, without the need for complex fastening components.

The system enables structured and secure cable routing, for example between solar modules and inverters. This ensures that cables are optimally protected against mechanical stress and weather influences. The robust construction provides a storm-resistant and cost-efficient solution, suitable for both residential and commercial projects.

Thoughtful details such as rounded edges, integrated reinforcements at connection points, and strategically placed perforations ensure maximum cable protection and a clear installation layout. Thanks to its symmetrical design and high flexibility, RoofSupport cable tray can be easily adapted to any installation situation.

With RoofSupport cable tray, you choose a durable and user-friendly solution that meets the highest standards of safety and reliability.

Why RoofSupport cable tray?

- High-quality construction made of ZAM3K steel
- Suitable for applications in corrosion categories C4 and C5
- Fast and easy installation
- High stability and reliable cable protection
- Wind-resistant solution for demanding applications
- Sustainable solution with a reduced CO_2 footprint
- Flexible for various installation situations



The system

RoofSupport cable tray is designed to ensure reliable and well-organized cable routing across a wide range of applications. Thanks to its robust construction and thoughtfully engineered design, cables can be installed safely, for example in photovoltaic systems between solar modules and inverters. The design provides effective protection against external influences such as mechanical stress and weather conditions.

The combination of high load capacity and efficient installation makes the cable tray a cost-effective solution for a wide variety of projects, from residential applications to industrial installations.



Advantages and features

The design is characterized by functional details that support a safe and structured installation. These include rounded edges to protect cables, as well as reinforced connection areas for additional stability.

Strategically placed perforations enable flexible mounting and clean cable routing. The symmetrical design also ensures easy adjustment during installation and offers maximum flexibility in application.

RoofSupport cable tray therefore represents a durable, practical solution with high reliability in daily use.

ZAM3K and corrosion protection

The RoofSupport cable tray is made of ZAM3K steel. This steel, featuring a zinc-aluminum-magnesium coating, provides excellent corrosion protection and a self-healing surface in case of damage. This makes the material ideal for demanding environments such as industrial and coastal areas.

According to the **DIN EN ISO 12944-2** standard, the RoofSupport cable tray is suitable for applications in corrosion categories C4 and C5:

- **C4**: Industrial and coastal environments with high exposure
- **C5**: Very aggressive environments such as offshore or chemical installations

This ensures a long service life, high reliability, and a sustainable solution with a reduced CO_2 footprint.



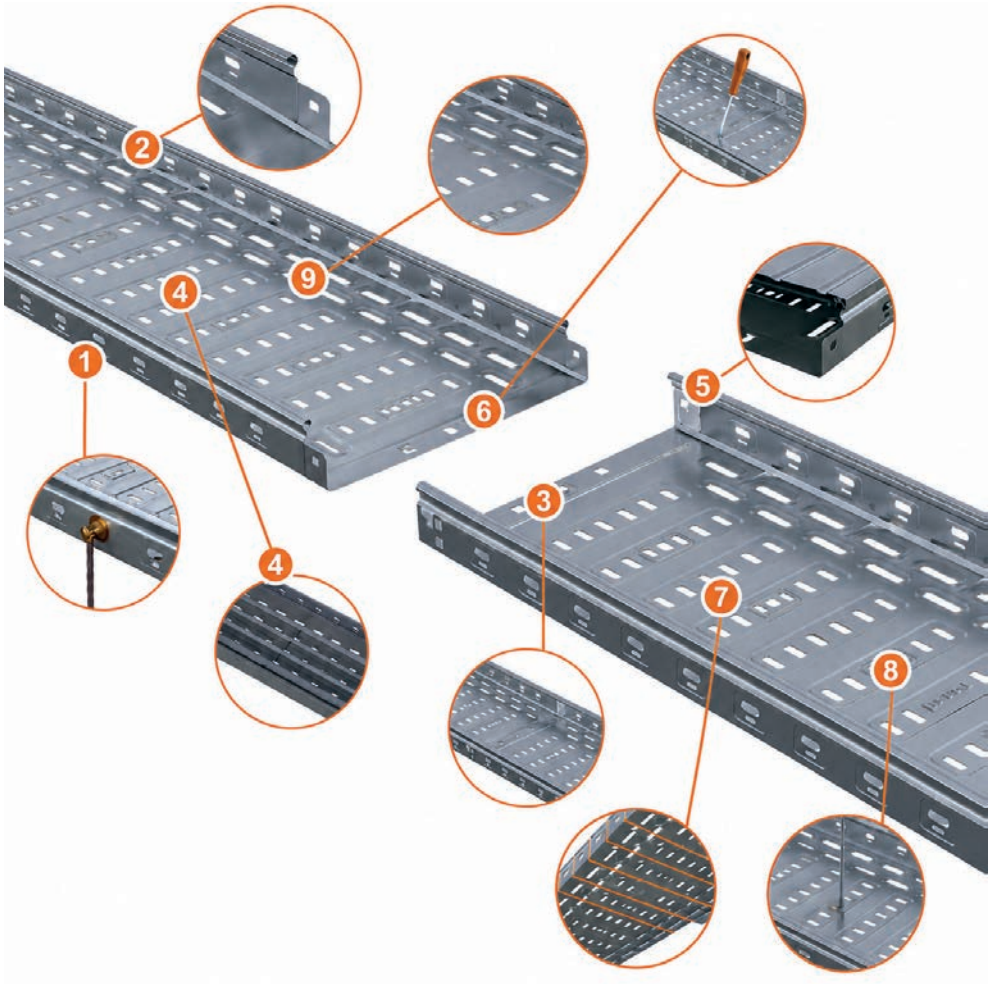

Features: the benefits at a glance

1. Optimized side perforation: Ideal for secure fastening of grounding conductors using equipotential bonding or bridges.
2. Safe, rounded edges: Minimize the risk of cable damage during installation and use.
3. Integrated reinforcement rib: Protects cables at transitions between cable trays and increases stability.
4. Central perforation pattern: Enables fast, clean, and well-organized cable routing.
5. Toolless snap-on cover: Quick installation without additional fastening components, secure and reliable.
6. Self-supporting system: Ensures a stable structure and easy installation of grounding components.
7. Maximum flexibility: Symmetrical design for easy adjustment, cutting, and installation.
8. Optimized threaded rod positioning: Ensures perfect balance and secure mounting during installation.
9. Extended mounting options: Additional cross perforations provide maximum versatility for accessories and support systems.

Cable tray

High-quality cable tray for maximum stability, optimal ventilation, and easy installation. The dimensions listed below are part of the standard range; other sizes and configurations are available upon request.

Dimensions (mm, H x W)	Article number
60 x 100	228213
60 x 150	228214
60 x 200	228215
60 x 300	228216
60 x 400	228204
60 x 500	228205
60 x 600	228206



Cover

To complete the cable tray, a matching cover can be used. A cover provides additional protection against UV radiation and is ideal for use in environments with corrosion categories C4 and C5. Please remember to also order cover clips. More information can be found in the accessories section.

Note: From a cover width of 100 mm, cover clips are required.

Width (mm)	Article number
100	226516
150	226517
200	226518
300	226519
400	226520
500	226521
600	226522



Accessories

The products listed below are part of our standard range and are available for immediate delivery. In addition, we offer an extensive range of accessories on request, allowing bends, T-junctions, and other connections to be easily created. This enables the cable management system to be flexibly adapted to any installation situation and provides the right solution for every application.

The installation method depends on the specific installation situation and structural requirements. Suitable fastening materials are available on request. Please contact our sales department for more information.

Article number	Product description	Image
224848	Cover clamp PTNRE 100x60 SS304	
224849	Cover clamp PTNRE 150 - 600x60 SS304	
226523	Divider plate H=60 mm L=3 m ZAM3K	
2/10086	Black protective strip. Roll of 20 meters	

For maximum safety and reliability, we recommend using cover clips when installing covers. This prevents the covers from coming loose under wind loads and ensures the installation complies with wind certification requirements. Cover clips are mandatory for cover widths of 100 mm and above.





Examples of applications for creating bends and height variations.

Conduct thinks along

At Conduct, customer service and support are at the core of everything we do. Whether it concerns innovative solutions, custom projects, or the highest level of service, Conduct is always there for you.

Complete solution

Conduct offers a complete solution by combining the product groups PVshelter, RoofSupport, PVbox, PVtube, and SolarCable. This ensures a reliable and fire-safe solar installation.

Ordering

The Conduct product range is available through various distribution partners across Europe. Scan the QR code below to view a full list of our partners and directly access points of sale.

Contact us

You can contact us by email at info@conduct.nl or by phone at +31 (0) 180 - 53 11 20. Conduct is available Monday to Friday from 08:30 to 17:00 and is happy to assist you with any questions.

FIND A DISTRIBUTOR



Conduct Technical Solutions BV
Fennaweg 24, 2991 ZA Barendrecht
The Netherlands

+31 (0) 180 53 11 20 | info@conduct.nl | conduct.nl/en

CONDUCT
TECHNICAL SOLUTIONS

CODE: RSCT10626EN