We support PV systems

PVX Minimount

for rails and trapezoidal sheet

ASSEMBLY INSTRUCTIONS



Content

- Tools overview 3

- Assembly on K2 mounting rails 4
  - Components 4
  - Assembly 4

- Assembly dircetly on trapezoidal sheet 6
  - Components 6
  - Assembly 6

Quality tested – several certifications

K2 Systems stands for secure connections, highest quality and precision. Our customers and business partners have known that for a long time. Independent institutes have tested, confirmed and certified our capabilities and components.

Please find our quality and product certificates under:
k2-systems.com/en/technical-information

Tools overview

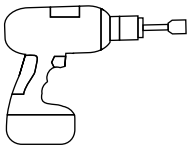

6 mm

8 mm



6 - 35 Nm
(4.5 - 22.2 lb-ft)

6 mm

8 mm

Digital Toolbox

Do you already know our digital services? Use our K2 DocuApp now and record the first important data directly at the customer or project site. Simply import the data into our online planning software K2 Base. Here you can plan your project easily, safely and quickly. You receive a detailed project report with assembly plan and static report. The K2+ interface enables seamless project data transfer to the planning tools of other manufacturers. With the K2 DocuApp, project documentation is done quickly and easily – without annoying paperwork.

Get started now and register:

base.k2-systems.com

docuapp.k2-systems.com

Assembly on K2 mounting rails

Components



2003387
PVX Minimount Rail
suitable for SingleRail, SolidRail and SpeedRail (Dome 6)

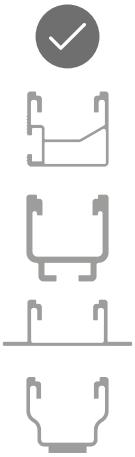



1001643
MK2 slot nut



1000121
Washer



2001729
Bolt with serrated under head M8×20

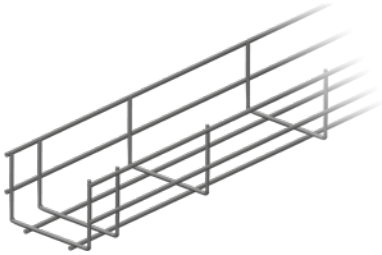

2004054
Performa Mesh Tray
70 × 100 × 3000 mm



2004055
Performa Mesh Tray Connector

Assembly




2


3

Assembly dircetly on trapezoidal sheet

Components



2003386
PVX Minimount Trapezoidal
incl. bottom sealing



1005193
Thread-forming tapping screw
incl. sealing washer

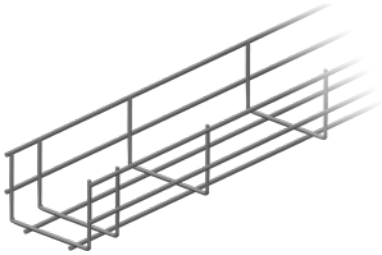

2004054
Performa Mesh Tray
70 × 100 × 3000 mm



2004055
Performa Mesh Tray
Connector

Assembly




2


3

We support PV systems

Thank you for choosing a K2 mounting system.

Systems from K2 Systems are quick and easy to install. We hope these instructions have helped. Please contact us with any questions or suggestions for improvement.
Our contact data:

- **k2-systems.com/en/contact**
- **Service Hotline: +49 (0)7159 42059-0**

German law shall apply excluding the UN Convention on CISG. Place of venue is Stuttgart.

Our General Terms of Business apply. Please refer:
k2-systems.com

K2 Systems GmbH

Industriestraße 18
71272 Renningen
Germany

+49 (0) 7159 - 42059 - 0
info@k2-systems.com
www.k2-systems.com