Placement roof supports Prescription
[09-2025]

Advice distance between RoofSupport roof supports

Wire Mesh Cable Tray Width	**MountBlock** (RSMB102011) 	**RoofBlock** (RSC102011) 	**RoofBlockXL** (RSXL102011) 
60 mm	**1.2 metre**	**1.2 metre**	**1.2 metre**
100 mm	**1.2 metre**	**1.2 metre**	**2 metre**
150 mm	**1.2 metre**	**1.2 metre**	**2 metre**
200 mm	**0.9 metre** Alternately: left/right (see example A)	**0.9 metre** Alternately: left/right (see example A)	**2 metre**
300 mm	**0.6 metre** Alternately: left/right (see example A) or 2 pieces every 1.2 metres (see example B)	**0.6 metre** Alternately: left/right (see example A) or 2 pieces every 1.2 metres (see example B)	**2 metre**
400 mm	**0.6 metre** Alternately: left/right (see example A) or 2 pieces every 1.2 metres (see example B)	**0.6 metre** Alternately: left/right (see example A) or 2 pieces every 1.2 metres (see example B)	**2 metre**
500 mm	**0.6 metre** 2 pieces side by side (see example C)	**0.6 metre** 2 pieces side by side (see example C)	**2 metre**
600 mm	**0.6 metre** 2 pieces side by side (see example C)	**0.6 metre** 2 pieces side by side (see example C)	**2 metres** 2 pieces side by side (see example D)

Conduct Technical Solutions | Safety To Solar | conduct.nl | info@conduct.nl | +31 180 53 11 20

Voorbeeld A:

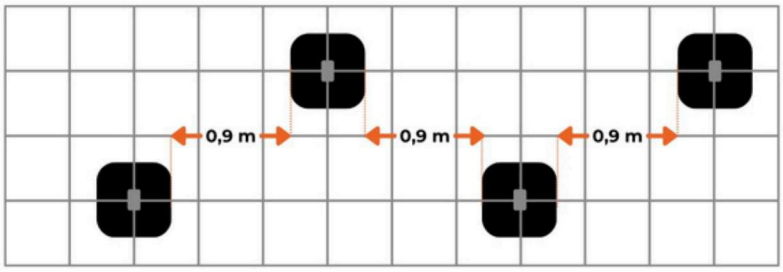

Voorbeeld B:

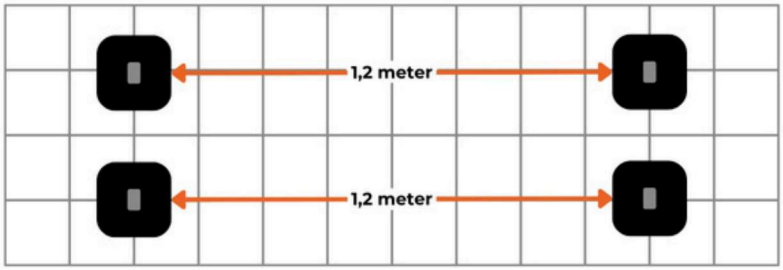

Voorbeeld C:

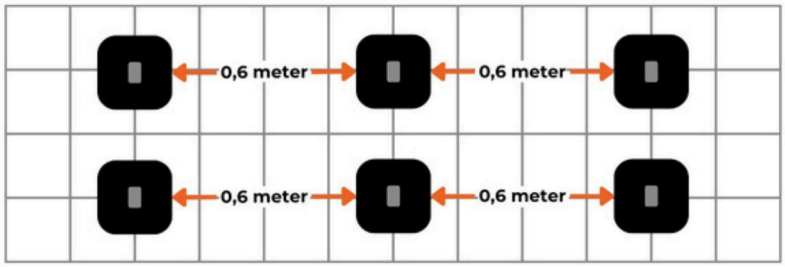

Voorbeeld D:

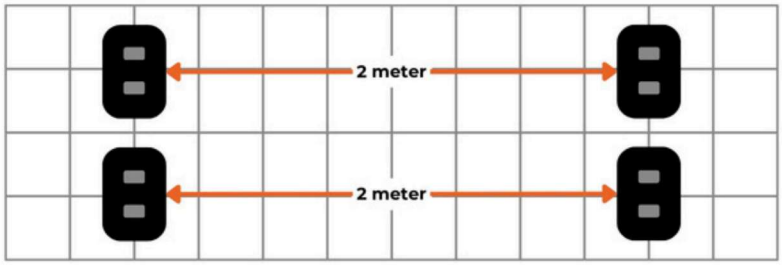

On the RS RoofBlockXL, the following wire mesh cable trays can also be placed next to each other:

- 2 pieces 65 × 60 mm wire mesh cable tray.
- 2 pieces 65 × 100 mm wire mesh cable tray.

