SigenStack Configuration Guidance

2025/04/03

SIGENERGY

SigenStack, Innovative Modular BESS Energy Solution

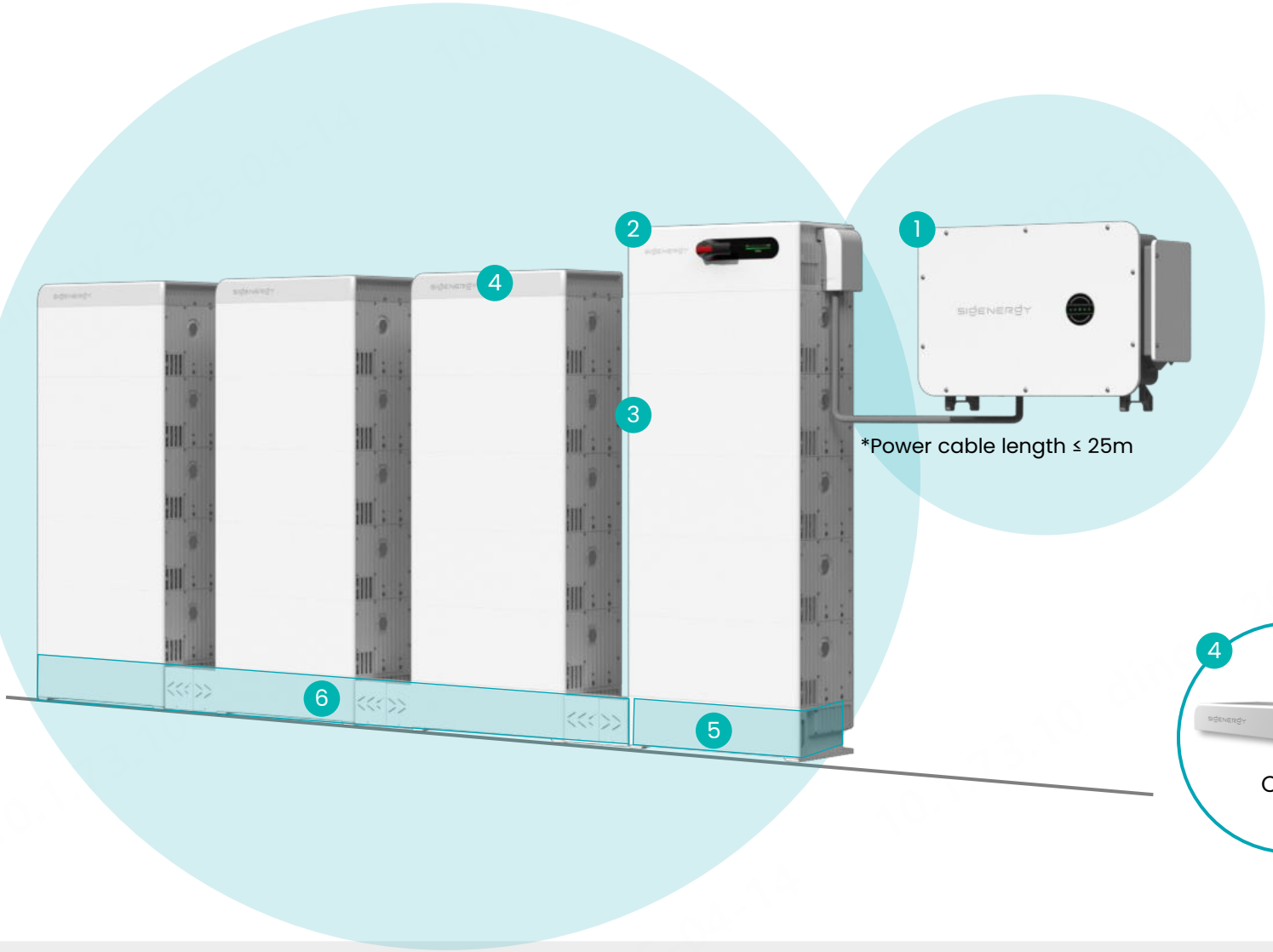

1 Sigen Hybrid Inverter

50/60/80/100/110/125 kW



2 Battery Controller

180 A Max. output current



3 Battery Module

Model: SigenStack BAT 12.0

12.06 kWh energy capacity per module

4 ~ 21 modules connected per inverter



4 Cover



5 Base MAIN
0.5C/1C



6 Base SUB
0.5C/1C



Handles
1 inverter with 1 set
(Included in Base-Main Package)



Basic Principles of Configuration

Limitation of module number and height

4~21 modules per system

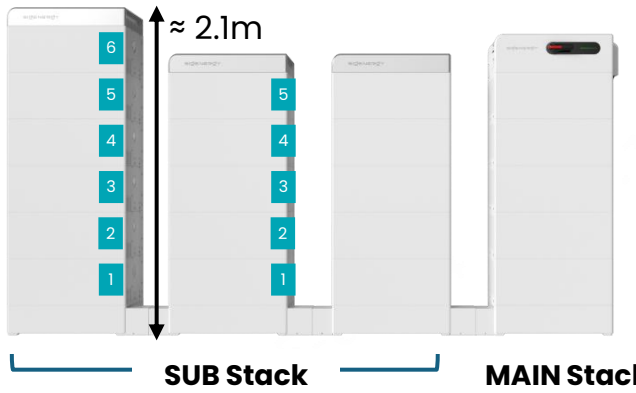

≤5 modules

For security and ease of O&M

6 modules

For countries prone to earthquakes and with special installation requirements, additional fixing installations are necessary.

What is Battery Controller ?



Model	Compatible number of modules per system
SigenStack BC M2-0.5C	20~21
SigenStack BC M2-1C-BST	4~19
SigenStack BC M2-0.5C-BST	4~19

M2：Support 1250V input Voltage

can connect more batteries when M2 inverter is configured

BST：With DC-DC Boost Module

Use it when number of battery module < 20

Use it for PV + ESS (DC coupling) projects

Type of SigenStack Base



SigenStack Base SUB-0.5C

SigenStack Base SUB-1C



SigenStack Base MAIN-0.5C

SigenStack Base MAIN-1C



SigenStack Base 4S-0.5C

Advanced Principles of Configuration

Battery Controller Selection Guide

BAT capacity(kWh)	Pack Quantity(Pcs)	BC Selection Guide	
		ESS-only Scenario	PV+ESS Scenario
253.21	21	BC M2-0.5C	BC M2-0.5C-BST; BC M2-1C-BST*
241.15	20		
229.09	19	BC M2-0.5C-BST; BC M2-1C-BST*	
217.04	18		
204.98	17		
192.92	16		
180.86	15		
168.81	14		
156.75	13		
144.69	12		
132.63	11		
120.58	10		
108.52	9		
96.46	8		
84.40	7		
72.35	6		
60.29	5		
48.23	4		

*Note: The selection of BC is based on the inverter type and the charging and discharging rate requirements.

Advanced Principle:

PV+ESS: Voc Recommendation

Pack units	Recommended PV string Min. Open-circuit Voltage
21	935
20	870
19	805
4-18	No requirement

Example:

1. With the open-circuit voltage (Voc @ STC) of the photovoltaic panels at 25℃ being 52.21V,
2. When equipping 21 battery packs, it is recommended to equip 935/52.21 = 18 units or more photovoltaic panels.

0.5C Scenario, System Scale - (96kWh ~ 145kWh)

0.5C Scenario 1 | 96kWh ~ 145kWh

1



× **1** pcs

SigenStack BC M2-0.5C-BST

2



× **8~12** pcs

SigenStack BAT 12.0

3



× **1** pcs

SigenStack Cover

4



× **1** pcs

SigenStack Base MAIN-0.5C
(the cables, cable protection covers and terminal plugs are **included**)

4



× **1** pcs

SigenStack Base SUB-0.5C
(the cables, cable protection covers and terminal plugs are **included**)



SUB Stack MAIN Stack

Recommended System Configuration

Capacity (kWh)	Packs	Packs of SUB Stack	Packs of MAIN Stack	Cover	Recommended inverters
96	8	4	4	1	Sigen PV 50M1-HYA
109	9	5	4	1	Sigen PV 50M1-HYA
121	10	5	5	1	Sigen PV 60M1-HYA
133	11	6	5	1	Sigen PV 80M1-HYA
145	12	6	6	1	Sigen PV 80M1-HYA

0.5C Scenario, System Scale - (157kWh ~ 217kWh)

0.5C Scenario 2 | 157kWh ~ 217kWh

1 × 1 pcs
SigenStack BC M2-0.5C-BST

4 × 1 pcs
SigenStack Base MAIN-0.5C
(the cables, cable protection covers and terminal plugs are **included**)

4 × 2 pcs
SigenStack Base SUB-0.5C
(the cables, cable protection covers and terminal plugs are **included**)

2 ×13~18 pcs
SigenStack BAT 12.0

3 × 2 pcs
SigenStack Cover



Recommended System Configuration

Capacity (kWh)	Packs	Packs of SUB Stack 2	Packs of SUB Stack 1	Packs of MAIN Stack	Cover	Recommended inverters
157	13	5	4	4	2	Sigen PV 80M1-HYA
169	14	5	5	4	2	Sigen PV 80M1-HYA
181	15	5	5	5	2	Sigen PV 100M1-HYA
193	16	6	5	5	2	Sigen PV 100M1-HYA
205	17	6	6	5	2	Sigen PV 100M1-HYA
217	18	6	6	6	2	Sigen PV 110M1-HYA

0.5C Scenario, System Scale - (229kWh)

0.5C Scenario 3 | 229kWh

1



× 1 pcs

SigenStack BC M2-0.5C-BST*

4-1*



× 1 pcs

SigenStack Base 4S-0.5C
(the cables, cable protection covers and terminal plugs are **pre-installed**)

2

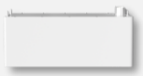

× 19 pcs

SigenStack BAT 12.0

4-2*



× 1 pcs

SigenStack Base MAIN-0.5C
(the cables, cable protection covers and terminal plugs are **included**)

4-2*



× 3 pcs

SigenStack Base SUB-0.5C
(the cables, cable protection covers and terminal plugs are **included**)

3



× 3 pcs

SigenStack Cover

Recommended System Configuration

Capacity (kWh)	Packs	Packs of SUB Stack 3	Packs of SUB Stack 2	Packs of SUB Stack 1	Packs of MAIN Stack	Cover	Recommended inverters
229	19	5	5	5	4	3	Sigen PV 110M1-HYA

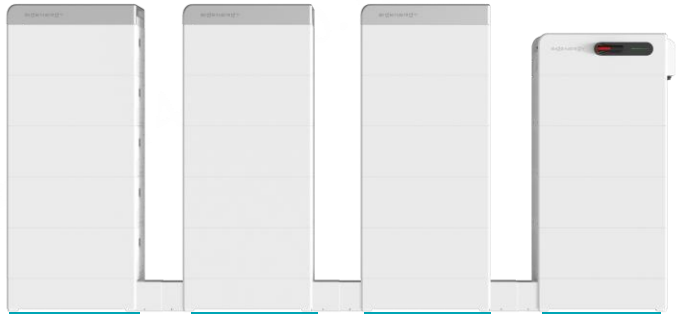

*Note: In the case of PV + ESS (DC coupling) projects, please refer to advanced principle of the recommended minimum Voc of PV strings.
**Note: Please choose either Option 4-1 or 4-2. Option 4-1 is more suitable for the standard design of large-scale projects, while Option 4-2 is more appropriate for stockpiling in small-scale C&I businesses

0.5C Scenario, System Scale - (241kWh ~ 253kWh)

0.5C Scenario 3 — 229kWh

1 — × **1** pcs
SigenStack BC M2-0.5C*

4-1** — × **1** pcs
SigenStack Base 4S-0.5C
(the cables, cable protection cover and terminal plugs are **pre-installed**)

2 — × **20/21** pcs
SigenStack BAT 12.0

4-2** — × **1** pcs
SigenStack Base MAIN-0.5C
(the cables, cable protection cover and terminal plugs are **included**)

4-2** — × **3** pcs
SigenStack Base SUB-0.5C
(the cables, cable protection cover and terminal plugs are **included**)

3 — × **3** pcs
SigenStack Cover

Recommended System Configuration

Capacity (kWh)	Packs	Packs of SUB Stack 3	Packs of SUB Stack 2	Packs of SUB Stack 1	Packs of MAIN Stack	Cover	Recommended inverters
241	20	5	5	5	5	3	Sigen PV 125M1-HYA
253	21	6	5	5	5	3	Sigen PV 125M1-HYA



*Note: In the case of PV + ESS (DC coupling) projects, please refer to advanced principle of the recommended minimum Voc of PV strings.

**Note: Please choose either Option 4-1 or 4-2. Option 4-1 is more suitable for the standard design of large-scale projects, while Option 4-2 is more appropriate for stockpiling in small-scale C&I businesses

1C Scenario, System Scale - (48kWh ~ 72kWh)

1C Scenario 1 | 48kWh ~ 72kWh

1  × 1 pcs
SigenStack BC M2-1C-BST

2  × 4~6 pcs
SigenStack BAT 12.0

3  × 1 pcs
SigenStack Base MAIN-1C
(the cables, cable protection covers and terminal plugs are **included**)


MAIN Stack

Recommended System Configuration

Capacity (kWh)	Packs	Packs of MAIN Stack	Cover	Recommended inverters
48	4	4	/	Sigen PV 50M1-HYA
60	5	5	/	Sigen PV 60M1-HYA
72	6	6	/	Sigen PV 80M1-HYA

1C Scenario, System Scale - (84kWh ~ 121kWh)

1C Scenario 2 | 84kWh ~ 121kWh

1  × 1 pcs
SigenStack BC M2-1C-BST

2 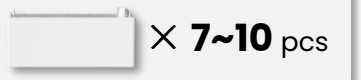 × 7~10 pcs
SigenStack BAT 12.0

3  × 1 pcs
SigenStack Cover

4  × 1 pcs
SigenStack Base MAIN-1C
(the cables, cable protection covers and terminal plugs are **included**)

4  × 1 pcs
SigenStack Base SUB-1C
(the cables, cable protection covers and terminal plugs are **included**)


SUB Stack | MAIN Stack

Recommended System Configuration

Capacity (kWh)	Packs	Packs of SUB Stack	Packs of MAIN Stack	Cover	Recommended inverters
84	7	4	3	1	Sigen PV 80M1-HYA
96	8	4	4	1	Sigen PV 100M1-HYA
109	9	5	4	1	Sigen PV 110M1-HYA
121	10	5	5	1	Sigen PV 125M1-HYA

Thank you.

Enjoy Green Energy

© 2025 Sigenergy Technology Co., Ltd. All Rights Reserved

Disclaimer: The information on this file is provided on an “as is” basis. To the fullest extent permitted by law, Sigenergy Technology Co., Ltd. excludes all representations and warranties relating to this file and its contents or which is or may be provided by any affiliates or any other third party, including in relation to any inaccuracies or omissions in this file.