Power Optimizer

For Europe

S1000 / S1200



POWER OPTIMIZER

SolarEdge's most advanced, cost-effective Power Optimizer for commercial and large field installations

- **Greater Energy Yields**
  - High efficiency (99.5%) with module-level MPPT, for maximized system energy production and revenue, and fast project ROI
  - Supports high power and bifacial PV modules, and high string current for more power per string
- **Maximum Protection with Built-In Safety**
  - Designed to automatically reduce high DC voltage to touch-safe levels, upon grid/inverter shutdown, with SafeDC™
  - Includes SolarEdge Sense Connect, allowing continuous monitoring to detect overheating due to installation issues or connector-level wear and tear
- **Lower BoS Costs**
  - Flexible system design enables maximum space utilization and up to 2x longer string lengths, 50% less cables, fuses and combiner boxes
  - Supports connection of two PV modules in series with easy cable management and fast installation times
- **Simpler O&M**
  - Module-level system monitoring enabling pinpointed fault detection and remote, time-saving troubleshooting

/ Power Optimizer

For Europe

S1000 / S1200

	S1000	S1200	Units
INPUT[1]			
Rated Input DC Power[2]	1100	1300	W
Absolute Maximum Input Voltage (Voc)	125		Vdc
MPPT Operating Range	12.5 – 105		Vdc
Maximum Continuous Input Current	15		Adc
Maximum Short Circuit Current (Isc) of Connected PV Module	20		Adc
Maximum Efficiency	99.5		%
Weighted Efficiency	98.8		%
Overvoltage Category	II		
OUTPUT DURING OPERATION			
Maximum Output Current	18	20	Adc
Maximum Output Voltage	80		Vdc
OUTPUT DURING STANDBY (POWER OPTIMIZER DISCONNECTED FROM INVERTER OR INVERTER OFF)			
Safety Output Voltage per Power Optimizer	1 ± 0.1		Vdc
STANDARD COMPLIANCE			
EMC	FCC Part 15, IEC 61000-6-2, and IEC 61000-6-3 – Class B, EN 55011[3]		
Safety	IEC 62109-1 (class II safety)		
Material	UL 94 V-0, UV Resistant		
RoHS	Yes		
Fire Safety	VDE-AR-E 2100-712:2018-12		
INSTALLATION SPECIFICATIONS			
Compatible SolarEdge Inverters	All commercial three phase inverters		
Maximum Allowed System Voltage	1000		Vdc
Dimensions (W x L x H)	129 x 165 x 52 / 5.08 x 6.49 x 2.047	129 x 165 x 59 / 5.08 x 6.49 x 2.32	mm / in
Weight (including cables)	1064 / 2.3	1106 / 2.4	gr / lb
Input Connector	MC4[4]		
Input Wire Length	Short Input: 0.1 / 0.32 Long Input: 1.3 / 4.26[5]	Short Input: 0.1 / 0.32 Long Input: 1.6 / 5.24[5]	m / ft
Output Connector	MC4		
Output Wire Length	(+) 4.7 (-) 0.10 / (+) 15.41 (-) 0.32	(+) 5.3 (-) 0.10 / (+) 17.38 (-) 0.32	m / ft
Operating Temperature Range[6]	-40 to +85 / -40 to +185		˚C / ˚F
Protection Rating	IP68 / NEMA6P		
Relative Humidity	0 – 100		%
Maximum Operating Altitude	2000		m

(1) For detailed Power Optimizer/PV module compatibility guidelines, refer to the Application Note – Power Optimizer Compatibility with PV Modules.
(2) Rated power of the module at STC will not exceed the power optimizer Rated Input DC Power. Modules with up to +5% power tolerance are allowed.
(3) For compliance with EN55011 class A (when required), installation shall be done using an inverter with a rated power of > 20kVA, and comply with the requirements in the EMC section of the installation manual.
(4) For other connector types please contact SolarEdge.
(5) For S-Series models with long input cables (1.3m / 4.26ft or 1.6m / 5.24ft), the Sense Connect feature is only enabled on the output cable connectors.
(6) For ambient temperatures above +65°C / +149°F power derating is applied. Refer to the Temperature Derating Technical Note for details.

S1000 Mechanical Drawing	S1200 Mechanical Drawing
	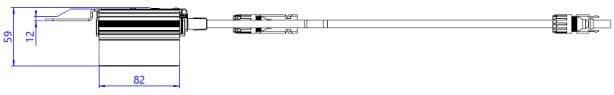
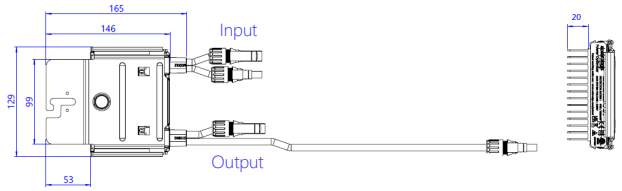	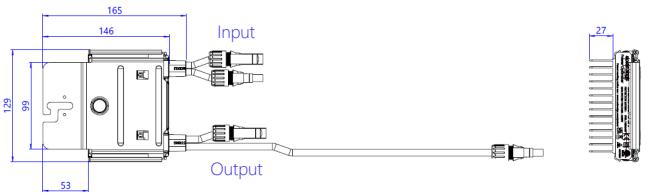

* Maintain clearance when installing SolarEdge power optimizers. For more details, refer to the Power Optimizer Clearance Application Note.

/ Power Optimizer

For Europe

S1000

PV System Design Using a SolarEdge Inverter[1][2][3][4]		230/400V Grid SE16K, SE17K, SE20K, SE25K*	230/400V Grid SE27.6K*	230/400V Grid SE30K*	230/400V Grid SE33.3K*	277/480V Grid SE40K*	Units
Compatible Power Optimizers		S1000					
Minimum String Length	Power Optimizers	14	14	15	14	15	
	PV Modules	27	27	29	27	29	
Maximum String Length	Power Optimizers	30	30	30	30	30	
	PV Modules	60	60	60	60	60	
Maximum Continuous Power per String [W]		13,500	13,950	15,300	13,500	15,300	W
Maximum Allowed Connected Power per String[4]		1 string – 15,750 2 strings or more – 18,500	1 string – 16,200 2 strings or more – 18,950	1 string – 17,550 2 strings or more – 20,300	1 – 2 strings – 15,750 3 strings or more – 18,500	1 – 2 strings – 17,550 3 strings or more – 20,300	
Parallel Strings of Different Lengths or Orientations		Yes					
Maximum Difference in Number of Power Optimizers Allowed Between the Shortest and Longest String Connected to the Same Inverter Unit		5 Power Optimizers					

*The same rules apply for Synergy units of equivalent power ratings, that are part of the modular Synergy Technology inverter.
(1) S1000 cannot be mixed with S1200 in the same string. For P-series compatibility refer to the SolarEdge Power Optimizer Inter-Compatibility Technical Note.
(2) For each string, a Power Optimizer may be connected to a single PV module if:
1) Each Power Optimizer is connected to a single PV module (the entire string has a 1:1 configuration).
2) It is the only Power Optimizer connected to a single PV module.
(3) For SE16K and above, the minimum STC DC connected power should be 11KW.
(4) To connect more STC power per string, design your project using SolarEdge Designer.

S1200

PV System Design Using a SolarEdge Inverter[5][6][7][8]		230/400V Grid SE20K, SE25K*	230/400V Grid SE27.6K*	230/400V Grid SE30K*	230/400V Grid SE33.3K*	277/480V Grid SE40K*	Units
Compatible Power Optimizers		S1200					
Minimum String Length	Power Optimizers	14	14	15	14	15	
	PV Modules	27	27	29	27	29	
Maximum String Length	Power Optimizers	30	30	30	30	30	
	PV Modules	60	60	60	60	60	
Maximum Continuous Power per String [W]		15,000	15,500	17,000	15,000	17,000	W
Maximum Allowed Connected Power per String[8]		1 string – 17,250 2 strings or more – 20,000	1 string – 17,750 2 strings or more – 20,500	1 string – 19,250 2 strings or more – 23,000	1 – 2 strings – 17,250 3 strings or more – 20,000	1 – 2 strings – 19,250 3 strings or more – 23,000	
Parallel Strings of Different Lengths or Orientations		Yes					
Maximum Difference in Number of Power Optimizers Allowed Between the Shortest and Longest String Connected to the Same Inverter Unit		5 Power Optimizers					

*The same rules apply for Synergy units of equivalent power ratings, that are part of the modular Synergy Technology inverter.
(5) S1200 cannot be mixed with any other power optimizer in the same string.
(6) For each string, a Power Optimizer may be connected to a single PV module if:
1) Each Power Optimizer is connected to a single PV module (the entire string has a 1:1 configuration).
2) It is the only Power Optimizer connected to a single PV module.
(7) For SE20K and above, the minimum STC DC connected power should be 11KW.
(8) To connect more STC power per string, design your project using SolarEdge Designer.

SolarEdge is a global leader in smart energy technology. By leveraging world-class engineering capabilities and with a relentless focus on innovation, SolarEdge creates smart energy solutions that power our lives and drive future progress.

SolarEdge developed an intelligent inverter solution that changed the way power is harvested and managed in photovoltaic (PV) systems. The SolarEdge DC optimized inverter maximizes power generation while lowering the cost of energy produced by the PV system.

Continuing to advance smart energy, SolarEdge addresses a broad range of energy market segments through its PV, storage, EV charging, UPS, and grid services solutions.



SolarEdge
@SolarEdgePV
@SolarEdgePV
SolarEdgePV
SolarEdge
www.solaredge.com/corporate/contact

solaredge.com

© SolarEdge Technologies, Ltd. All rights reserved. SOLAREDGE, the SolarEdge logo, OPTIMIZED BY SOLAREDGE are trademarks or registered trademarks of SolarEdge Technologies, Inc. All other trademarks mentioned herein are trademarks of their respective owners. Date: May 1, 2025 DS-000105-EU Subject to change without notice.

Cautionary Note Regarding Market Data and Industry Forecasts: This brochure may contain market data and industry forecasts from certain third-party sources. This information is based on industry surveys and the preparer's expertise in the industry and there can be no assurance that any such market data is accurate or that any such industry forecasts will be achieved. Although we have not independently verified the accuracy of such market data and industry forecasts, we believe that the market data is reliable and that the industry forecasts are reasonable.

CE RoHS

solaredge