Cellular Plug-In

CELL-B-R0-GLO-V-S0

COMMUNICATION



Cellular Internet Connectivity for Commercial and Residential Installations

- Compatible with SetApp-enabled inverters
- Connects SolarEdge inverters wirelessly to the internet
- No need for internet infrastructure at site
- Installed within the inverter enclosure for outdoor resilience, or in the communication gateway
- Supports high bandwidth monitoring of inverters, optimizers, batteries, meters and weather stations
- Enables remote analysis and troubleshooting

/ Cellular Plug-In

CELL-B-R0-GLO-V-S0
Model Number: CELL-B2

COMPATIBLE INVERTERS		(All SolarEdge Inverters with SetApp Configuration)		UNITS
Number of Monitored Inverters with a Single Cellular Plug-in		Commercial: Up to 32 inverters (1) Residential: 1 inverter		
Monitoring		Data sampled every 5 minutes and sent to SolarEdge server continuously		
Monthly Data - per Inverter		7.8		MB
Monthly Data - per Power Optimizer		0.15		MB
Monthly Data - per Revenue Grade Meter		0.3		MB
Monthly Data - per Export or Consumption Meter		3		MB
Monthly data - Commercial Gateway		3		MB
RF PERFORMANCE		**OPERATING FREQUENCY**		
LTE Cat-1 FDD		**Band/ Freq (MHz)**	**Modern Transmit / Modern received**	
		2100 (B1)	1920-1980 / 2110-2170	MHz
		1800 (B3)	1710-1785 / 1805-1880	MHz
		2600 (B7)	2500-2570 / 2620-2690	MHz
		900 (B8)	880-915 / 925-960	MHz
		800 (B20)	832-862 / 791-821	MHz
		700 (B28A)	703-748 / 758-803	MHz
WCDMA		2100 (B1)	1920-1980 / 2110-2170	MHz
		900 (B8)	880-915 / 925-960	MHz
GSM		900 (EGSM)	880-915 / 925-960	MHz
		1800 (DCS)	1710.2-1784.8 / 1805.2-1879.8	MHz
Maximum Transmit Power	LTE FDD	23 dBm ± 2dB		
	WCDMA	24 dBm +1dB/-3dB		
	GSM	33 dBm ± 2dB		
Receiver Input Sensitivity Cat-1	LTE FDD	-97		dBm
	WCDMA	-109		
	GSM	-108.6		
Bandwidth		1.4 - 20(2)		MHz
Modulation	LTE	Downlink: QPSK\16QAM\64QAM, Uplink: QPSK\16QAM		MHz
	WCDMA	Downlink: QPSK, Uplink: BPSK		
	GSM	Downlink: GMSK, Uplink: GMSK		
ANTENNA				
Dual Antenna Bands		690-960 / 1710-2700		MHz
Antenna Type		Outdoor		
Antenna Connector		RP-SMA or N plug		
VSWR		≤4.0		
Gain		2		dBi
Polarization		Vertical		
Material		PC Lexan 503R-WH5151L or WH8G952 Sabic		
Dimensions (Length x Diameter)		7.87 x 0.78 / 200 x 20		in / mm
Cable Length		71 / 180		in / mm
STANDARD COMPLIANCE				
EMC and Radio		Global: GCF, Europe: CE, Australia & New Zealand: RCM, Russia: FAC		
RoHS		Yes		
INSTALLATION SPECIFICATIONS				
Dimensions (L x W x H)		3.07 x 1.27 x 0.55 / 78.2 x 32.5 x 14.2		in / mm
Operating Temperature		-40 to +85 / -40 to +185		°C / °F
Mounting		Built into the inverter or purchased separately		
Power consumption		LTE: 2.8 (@23dBm output power) GSM: 2.4 (@33dBm output power) WCDMA: 2 (@24dBm output power)		W
SIM CARD HOLDER				
Type (3)		Nano Sim		

* Information concerning the Data Plan's terms & conditions is available in the following link: https://www.solaredge.com/sites/default/files/se-communication-plan-terms-and-conditions-eng.pdf
(1) For larger systems, use multiple cellular plug-ins
(2) The exact value depends on actual operating band
(3) Non-SolarEdge SIM cards must be LTE Cat-1 or GSM/WCDMA Cellular compatible

/ Cellular Plug-in

CELL-B-R0-GLO-V-S0

Single or Multiple Commercial Inverters

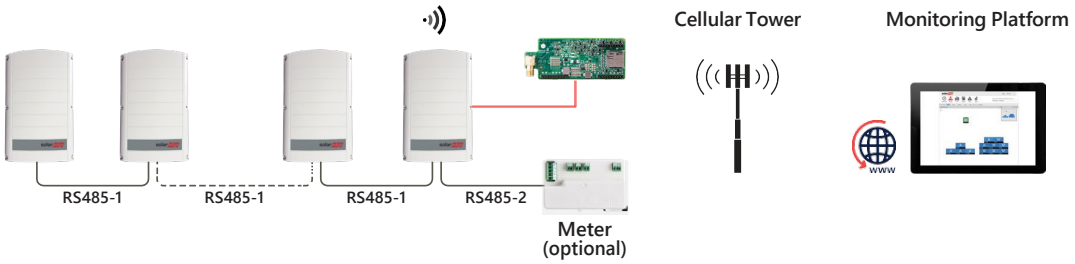

Single or Multiple Residential Inverters

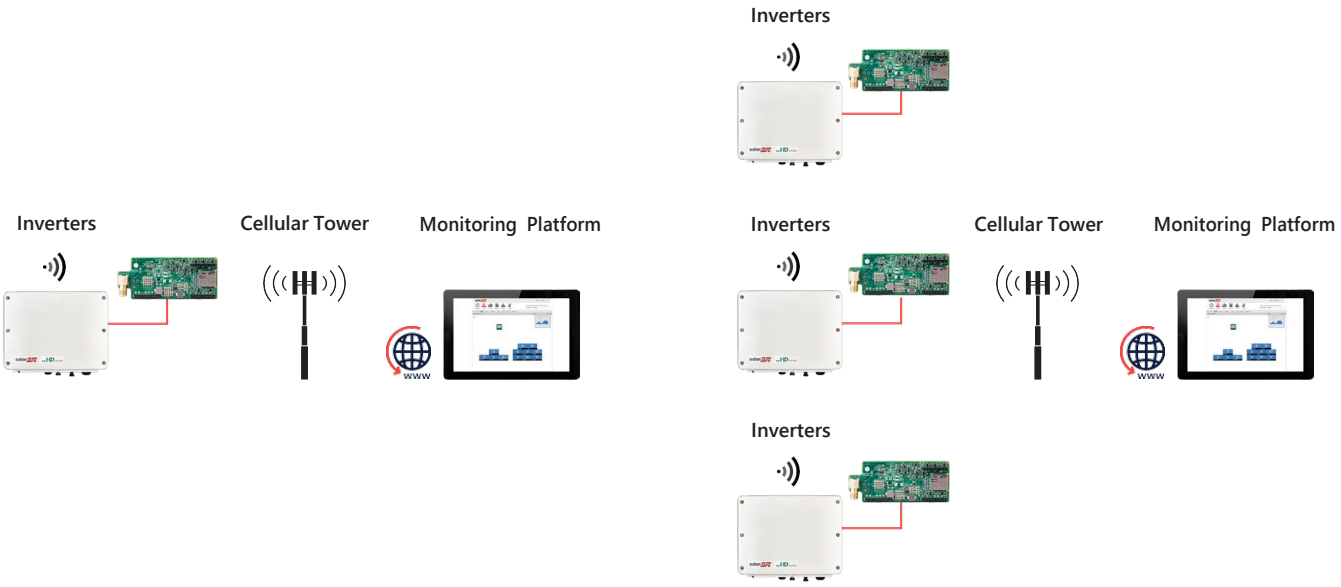

CE
© SolarEdge Technologies, Inc. All rights reserved. SOLAREDGE, the SolarEdge logo, OPTIMIZED BY SOLAREDGE are trademarks or registered trademarks of SolarEdge Technologies, Inc. All other trademarks mentioned herein are trademarks of their respective owners. Date: 11/1/2022 DS-000038-ENG. Subject to change without notice.