DATA SHEET

ITEM NO. 10019509

Mains switch box

POWER Backup 63 VERTO PLUS EN

Scherrwies 2 | 84329 Wurmannsquick
info@enwitec.eu

Designation	POWER Backup 63 VERTO PLUS EN
Application	For the Fronius Verto Plus "Full Backup" system
Region	Germany
Mains disconnection	All-pole or three-pole disconnection (initially configurable using jumpers)
Net shape	3PH 230/400V - TN-C/TN-S or TT networks; NO TN-C network in the customer system!
Hybrid inverter	VERTO PLUS 15.0/17.5/20.0/25.0/30.0/33.3
Control & monitoring	Fronius Smart Meter TS65A-3 - "Touchscreen" is integrated

All values in [mm]
Dimensions "blue"
Fastening points "orange"

Minimum distances

above	200
below	200
lateral	200
front	800

Internal arrangement and components may differ depending on the variant!

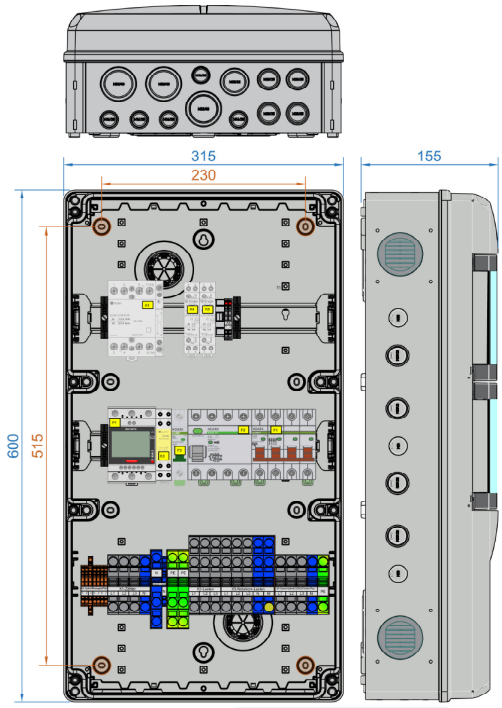

SCOPE OF DELIVERY

Quantity	Designation
1	Mains switch box
1	Installation instructions
1	Operating instructions Fronius Smart Meter
1	Circuit diagram DIN A3
1 set	Cover caps for fastening screws
3	M40 cable gland incl. locknut

Quantity	Designation
1	M32 cable gland incl. lock nut
2	M20 cable gland incl. lock nut
1 set	Jumpers (for mains isolation configuration)
1	Emergency power sticker Fronius
1	Dangerous voltage" warning sticker

10019509_datasheet_POWER Backup 63 VERTO PLUS DE_2.0_EN_2025_05_26_a

Status: (a)

The text and illustrations correspond to the technical status at the time of printing and are subject to change without notice.
Despite careful editing, all information is provided without guarantee. Liability is excluded.

www.enwitec.eu

©enwitec electronic GmbH

DATA SHEET

ITEM NO. 10019509

Mains switch box

POWER Backup 63 VERTO PLUS EN

enwitec greenLink Group
Scherrwies 2 | 84329 Wurmannsquick
info@enwitec.eu

WIRING ENVIRONMENT VERTO PLUS

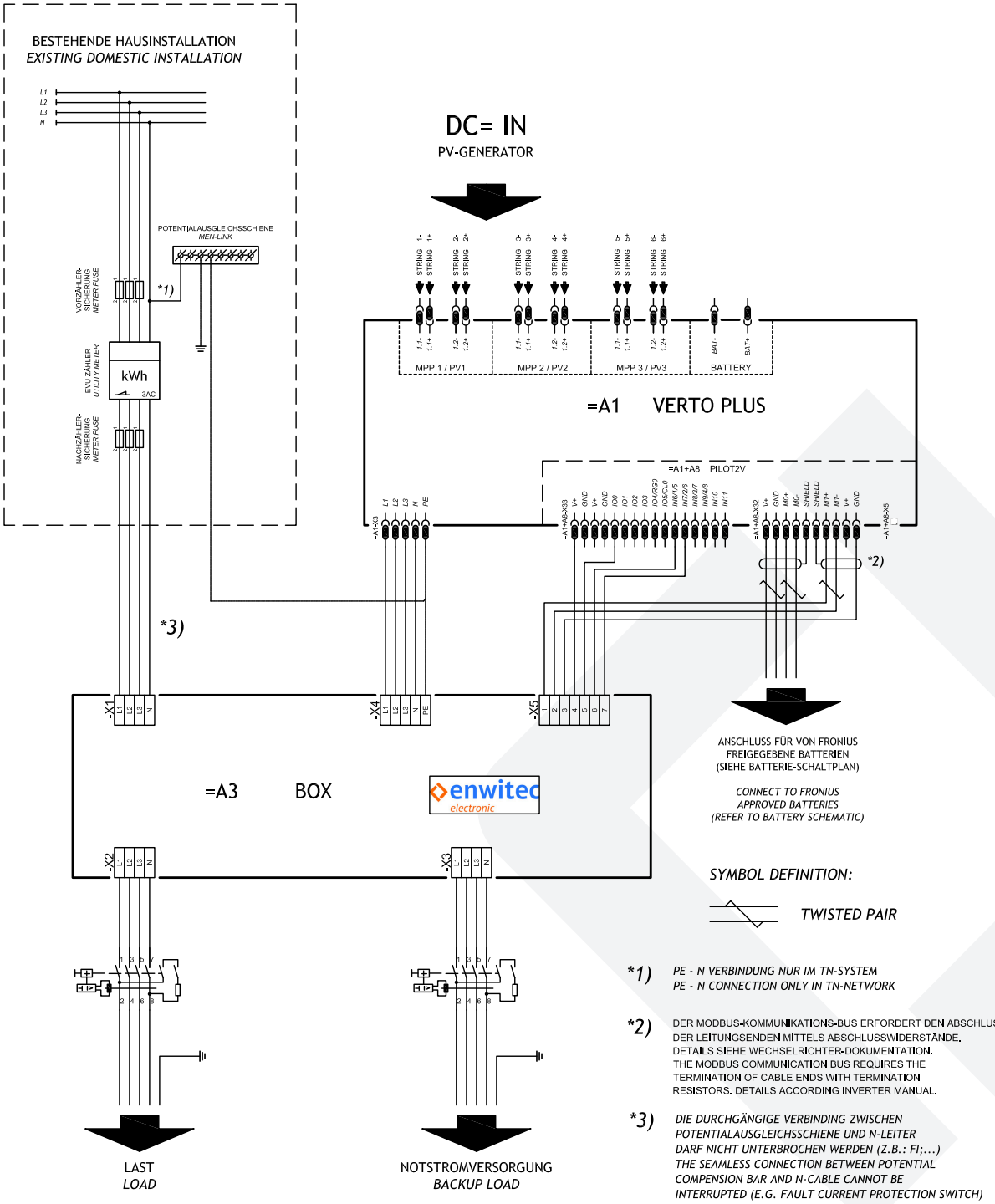

10019509_datasheet_POWER Backup 63 VERTO PLUS DE_2.0_EN_2025_05_26_a

Status: (a)

The text and illustrations correspond to the technical status at the time of printing and are subject to change without notice.
Despite careful editing, all information is provided without guarantee. Liability is excluded.

©enwitec electronic GmbH

DATA SHEET

ITEM NO. 10019509

Mains switch box

POWER Backup 63 VERTO PLUS EN

enwitec greenLink Group
Scherrwies 2 | 84329 Wurmannsquick
info@enwitec.eu

INTERNAL WIRING

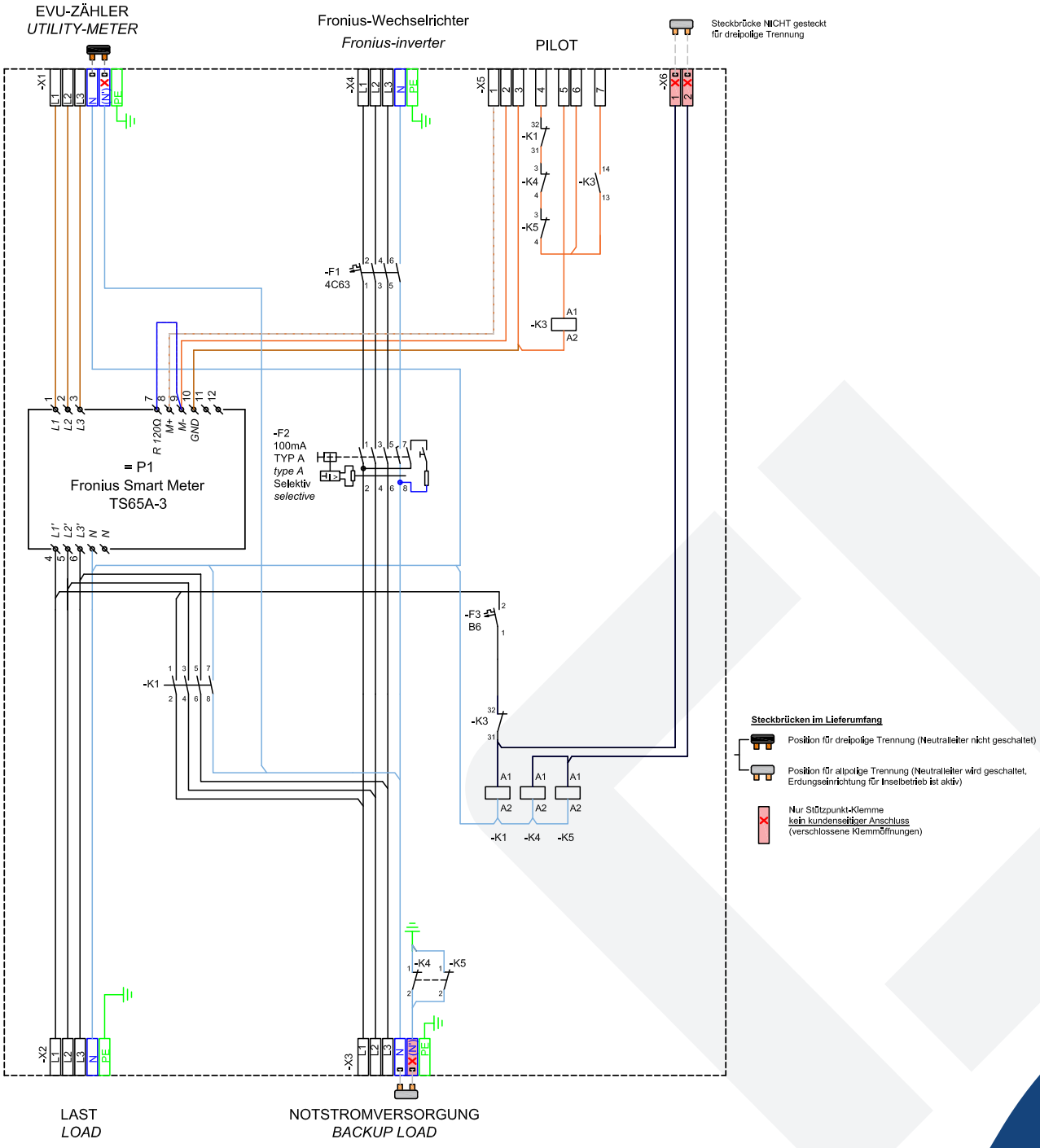

10019509_datasheet_POWER Backup 63 VERTO PLUS DE_2.0_EN_2025_05_26_a

©enwitec electronic GmbH

Status: (a)

The text and illustrations correspond to the technical status at the time of printing and are subject to change without notice. Despite careful editing, all information is provided without guarantee. Liability is excluded.

DATA SHEET

ITEM NO. 10019509

Mains switch box

POWER Backup 63 VERTO PLUS EN

enwitec greenLink Group
Scherrwies 2 | 84329 Wurmannsquick
info@enwitec.eu

CABLE ENTRY AND CONNECTIONS

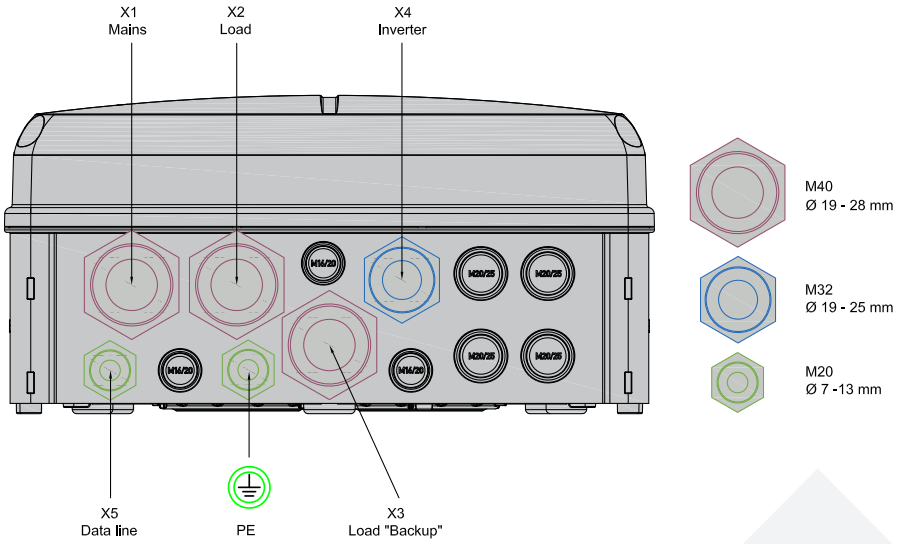

Cable gland	Terminal strip	Clamping range [mm]	Strand type copper	max. cross-section [mm²]	Stripping length [mm]
M40	X1 - Mains	19 - 28	solid finely stranded finely stranded with ferrule	16 25 16	18 - 20
M40	X2 - Load	19 - 28	solid finely stranded finely stranded with ferrule	16 25 16	18 - 20
M40	X3 - Load "Backup"	19 - 28	solid finely stranded finely stranded with ferrule	16 25 16	18 - 20
M32	X4 - Fronius inverter	19 - 25	solid finely stranded finely stranded with ferrule	16 25 16	18 - 20
M20	X5 - Data line	7 - 13	solid finely stranded finely stranded with ferrule	2,5 2,5 1,5	9 - 11
M20	PE - potential equalisation	7 - 13	solid finely stranded finely stranded with ferrule	116 25 16	18 - 20

10019509_datasheet_POWER Backup 63 VERTO PLUS DE_2.0_EN_2025_05_26_a

Status: (a)

The text and illustrations correspond to the technical status at the time of printing and are subject to change without notice. Despite careful editing, all information is provided without guarantee. Liability is excluded.

©enwitec electronic GmbH

DATA SHEET

ITEM NO. 10019509

Mains switch box

POWER Backup 63 VERTO PLUS EN

enwitec
greenLink Group
Scherrwies 2 | 84329 Wurmannsquick
info@enwitec.eu

TORQUES

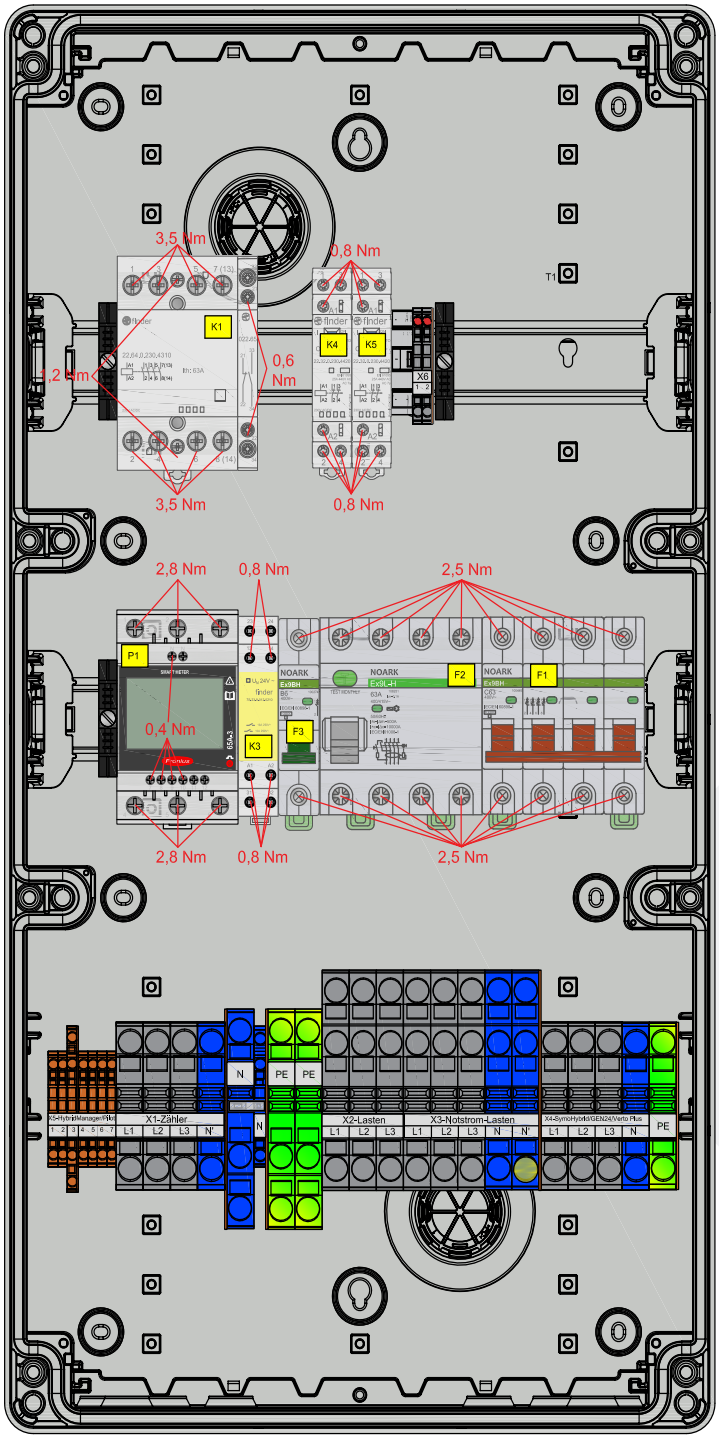

Status: (a)

The text and illustrations correspond to the technical status at the time of printing and are subject to change without notice. Despite careful editing, all information is provided without guarantee. Liability is excluded.

www.enwitec.eu

©enwitec electronic GmbH

10019509_datasheet_POWER Backup 63 VERTO PLUS DE_2.0_EN_2025_05_26_a

DATA SHEET

ITEM NO. 10019509

Mains switch box

POWER Backup 63 VERTO PLUS EN

enwitec greenLink Group
Scherrwies 2 | 84329 Wurmannsquick
info@enwitec.eu

TECHNICAL DATA

NOMINAL VALUES		• applicable / - not applicable
Rated voltage	[V]	3PH - 230/400
Rated insulation voltage	[V]	400
Operating frequency	[Hz]	50 +/- 5%
Max. prospective* short-circuit current	[kA]	10
Permitted net shape		TN-C/S/TT/TN-S
Mains disconnection		all-pole or three-pole
Max. mains-side back-up fuse	[A]	63
Max. thermal throughput t_a = 40°C	[kW]	35
Standby losses, approx.	[W]	14

CIRCUIT BREAKERS AND RESIDUAL CURRENT CIRCUIT BREAKERS			
F1	Verto Plus	MCB[A]	4C63
F2	Verto Plus	RCD[A]	Type A - selective, 63/0.1
F3	Mains" control circuit	[A]	B6

CONTACTORS (IEC/EN 61095; IEC/EN60947-1; IEC 60947-5-1)			
K1	Mains disconnection	AC1 [A]	63
K4/K5	Earthing device	AC1 [A]	25
K3	Communication	AC1 [A]	10
K1/K4/K5	Control voltage	[V]	24
K3	Control voltage	[V]	12
Hum-free			•

ENERGY COUNTERS		
Manufacturer		Fronius
Type		TS65A-3

* is the maximum, unaffected continuous short-circuit current of the mains connection.

Status: (a)

The text and illustrations correspond to the technical status at the time of printing and are subject to change without notice.
Despite careful editing, all information is provided without guarantee. Liability is excluded.

DATA SHEET

ITEM NO. 10019509

Mains switch box

POWER Backup 63 VERTO PLUS EN

enwitec greenLink Group
Scherrwies 2 | 84329 Wurmannsquick
info@enwitec.eu

TECHNICAL DATA

CONFIGURATION Mains disconnection using plug-in connectors (included in the scope of delivery)		• applicable / - not applicable
THREE-POLE		
X1 - plugged between N-N'	16(25) mm²	
X6 - not plugged in	1.5(2.5) mm²	
ALLPOLIG		
X3 - plugged between N-N'	16(25) mm²	
X6 - plugged between 1-2	1.5(2.5) mm²	

GENERAL		
Dimensions WxHxD (without screw connections)	[mm]	315 x 600 x 155
Weight, approx.	[kg]	7,6
Operating temperature range	[°C]	-5...+35
Temperature - transport/storage (24 hours 70°C)	[°C]	-25...+55
Humidity - condensing permitted		-
Humidity - permissible range	[%]	5...60
max. installation height above N.N.	[m]	2000
Protection class IP (EN 60529)$_{ta}$ = 40°C		30
Outdoor suitability (protected area)		-
Installation type		Indoor area
Protection class (EN 61140)		II
Housing material		Polycarbonate
RoHS-compliant (2011/65/EU)		•
Housing colour		similar to RAL 7035
Lid		transparent
Mounting type		Wall mounting
Closure type		without tools

OTHER	
Customs tariff number	85371098

10019509_datasheet_POWER Backup 63 VERTO PLUS DE_2.0_EN_2025_05_26_a

©enwitec electronic GmbH

Status: (a)

The text and illustrations correspond to the technical status at the time of printing and are subject to change without notice.
Despite careful editing, all information is provided without guarantee. Liability is excluded.