DATA SHEET

Switchover Box for the Fronius Energy Package

enwitec order number	**10015628_V1.0** **Three-pole; -standard-** (previous 10011644_V1.3)
Type designation	**Switchover Box / Automatic transfer switch box**
Matchcode	*3PH_FRO_BBD3P_20KW_3PH_1.0*
Application	Fronius Energy Package - Energy storage system
Battery-inverter	• Symo GEN24 6.0 Plus/8.0 Plus/10.0 Plus • Symo Hybrid 3.0-3-S/4.0-3-S/5.0-3-S
Monitoring & Control	• Fronius Smart Meter TS65A-3 is integrated
Grid structure	• 3PH 230/400V - for TN-S System only! **NOT ANY** TT-System/TN-C System

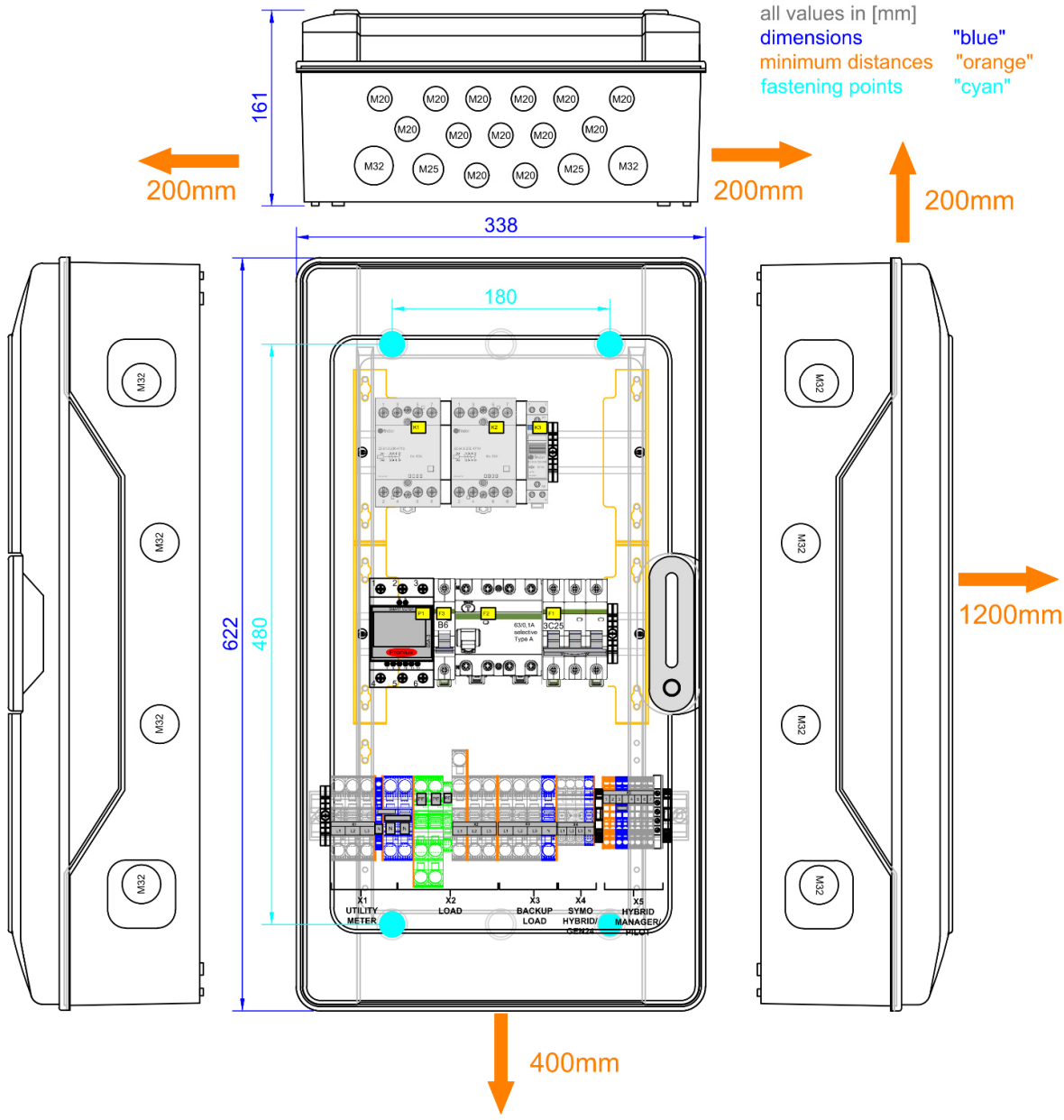

DATA SHEET

Switchover Box for the Fronius Energy Package

Circuitry overview - Symo GEN24 Plus

Please observe the manual "Switchover boxes for Fronius Energy Package"

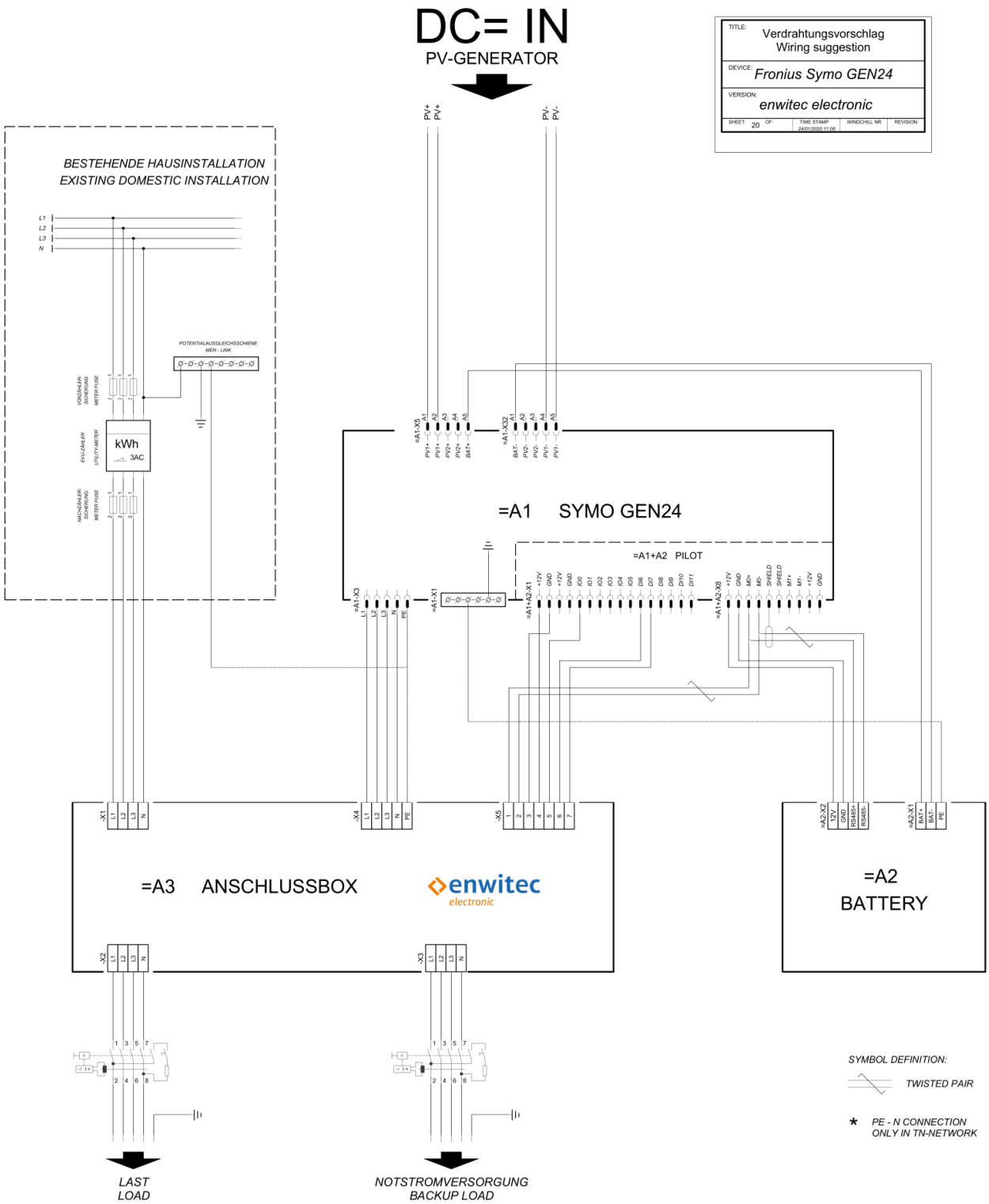

DATA SHEET

Switchover Box for the Fronius Energy Package

Circuitry overview - Symo Hybrid

Please observe the manual "Switchover boxes for Fronius Energy Package"

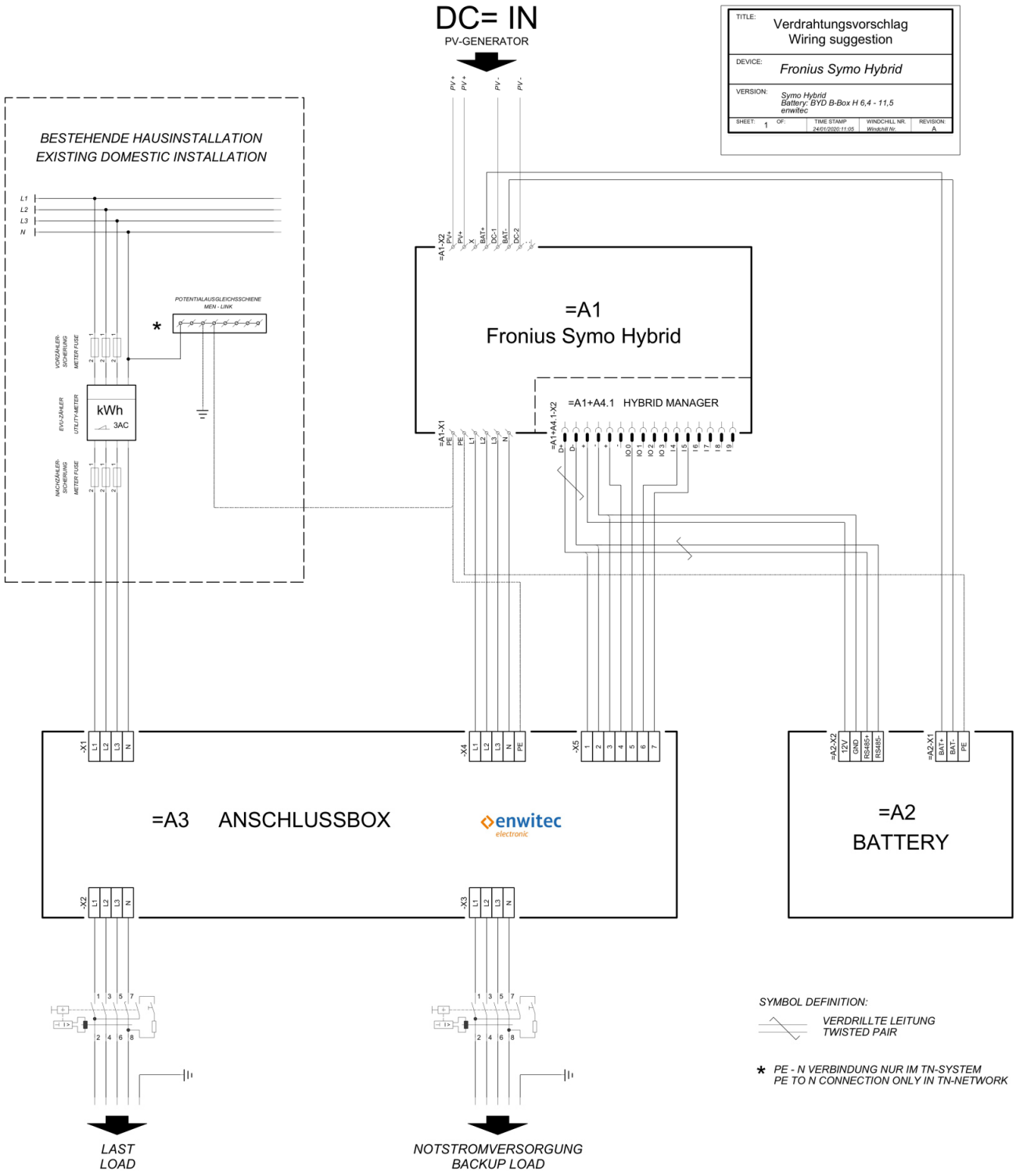

DATA SHEET

Switchover Box for the Fronius Energy Package

Internal wiring - Switchover Box 10015628_1.0

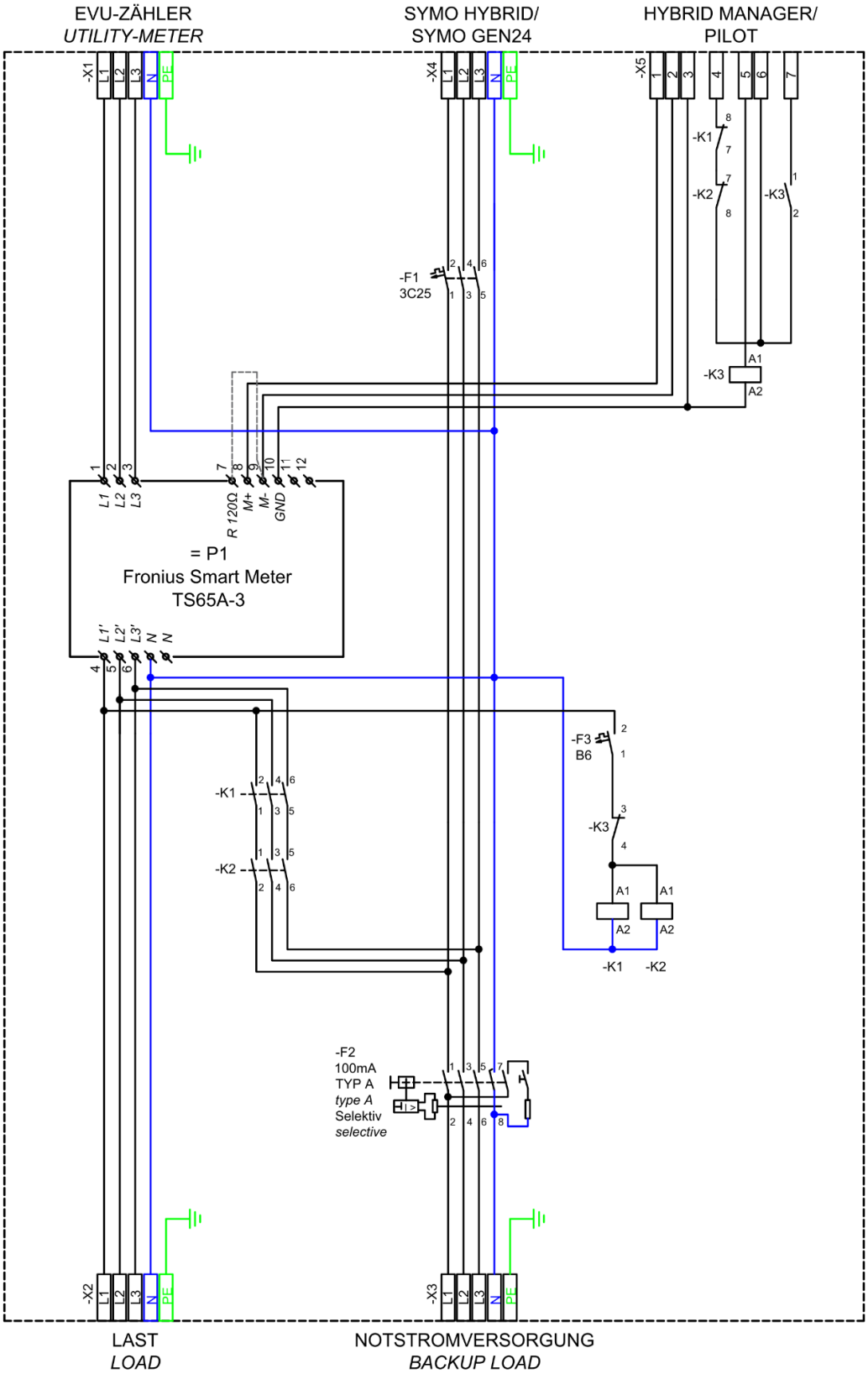

DATA SHEET

Switchover Box for the Fronius Energy Package

TECHNICAL DATA

• = met "-" = not met

NOMINAL VALUES		
Rated voltage 3PH [V]		230/400
Rated insulation voltage [V]		400
Rated frequency [Hz]		50/60
Max. prospective* short circuit current [kA]		10
Permitted grid structure		**TN-S**
Max. value of pre-fuses [A]		63(gL/gG)
Grid disconnection		Three-pole
Max. thermal power [kW]		20
Standby-loss ca. [W]		10

CIRCUIT BREAKERS (MCBs)		
F1	Symo Hybrid/Symo GEN24 Plus	1 x 3C25
F3	Control circuit "Grid"	1 x B6A

RESIDUAL CURRENT DEVICE (RCCB) - type "A" selective		
F2	Symo Hybrid/Symo GEN24 Plus	100mA

CONTACTORS IEC/EN61095; IEC/EN 60947-1; IEC 60947-5-1			
K1/K2	"Grid disconnection"	AC1[A]	63
K3	"Communication"	AC1[A]	20
K1/K2	"Control voltage"	AC[V]	230
K3	"Control voltage"	DC[V]	12
Hum-free			•

CONNECTIONS/TERMINALS - Max. cross section (Cu)		
X1 "AC-Grid"	[mm²]	16(25)
X2 "Loads - Not backuped"	[mm²]	16(25)
X3 "Backup Load"	[mm²]	16(25)
X4 Symo Hybrid/Symo GEN24 Plus	[mm²]	6(10)
PE "Equipotential bonding"	[mm²]	16(25)
X5 Hybrid Manager/Pilot	[mm²]	1,5(2,5)

CABLE GLANDS - Clamping range [Ø mm]		
X1 "AC-Grid"	M32/M40	13-21/16-28
X2 "Loads - Not backuped"	M32/M40	13-21/16-28
X3 "Backup Load"	M32	15-25
X4 Symo Hybrid/Symo GEN24 Plus	M32	13-21
PE "Equipotential bonding"	M20	7-13
X5 "Communication cable"	M20	7-13

GENERAL DATA		
Width [mm]		338
Height [mm]		622
Depth [mm]		161
Weight ca. [kG]		11
Operating temperature range [°C]		-5…+40
Temperatur - transport/storage [°C]		-25…+55
Temporary max. 24 hours [°C]		+70°C
Humidity - condensing allowed •/-		-
Humidity - permitted range [%]		5…95
Max. altitude above sea level [m]		2000
Protection class IP	(EN 60529)	65
Outdoor-application permitted •/-		-
Installation type		Indoor area
Protection against electric shock	(EN61140)	II
Cabinet - material		PC
RoHS-conformity	(2011/65/EU)	•
Cabinet's colour	(similar to RAL)	7035
Way of mounting		Wall
Cover		transparent
Locking system		tool-free

STANDARDS		
Switching devices	EN 61439-1	•
	EN 61439-2	•
Distribution boards - operated by ordinary people (DBO)	EN 61439-3	•

SMART METER	
Manufacturer	Fronius
Type	TS65A-3

MISCELLANEOUS	
Customer tariff number	85371098

* characterizes the max. uninfluenced short circuit current of the network-connecting point (mains supply)